Surface Mount Transient Voltage Suppressor Diode

Features

- ✧ Uni-directional ESD protection of one line
- ✧ Solid-state silicon-avalanche technology
- ✧ Working Voltage: 6.3V
- ✧ Peak Power up to 336 Watts @ 8 x 20μs Pulse
- ✧ Low Leakage current
- ✧ IEC 61000-4-2 (ESD) ±30kV (air), ±30kV (contact)
- ✧ IEC 61000-4-4 (EFT) 40A (5/50ns)

Applications

- ✧ Cellular Handsets & Accessories
- ✧ Portable devices
- ✧ Digital cameras
- ✧ Power supplies

Mechanical Data

- ✧ UL Flame Rating : UL94V-0
- ✧ Reel Size : 7 inch
- ✧ RoHS/WEEE Compliant

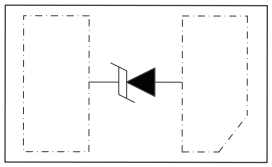

Circuit Diagram



DFN1006

OVREG Semiconductor (xi'an) Co.,Ltd.

Absolute Maximum Rating at T_A = 25 °C, unless otherwise specified

Rating	Symbol	Value	Units
Peak Pulse Power (t_p =8/20μs)	P_{PP}	336	Watts
Peak Pulse Current (t_p =8/20μs)	I_{pp}	28	A
ESD per IEC 61000-4-2 (Air) ESD per IEC 61000-4-2 (Contact)	V_{ESD}	±30 ±30	kV
Lead Soldering Temperature	T_L	260(10seconds)	℃
Junction Temperature	T_J	-55 to + 125	℃
Storage Temperature	T_{stg}	-55 to + 150	℃

Electrical Characteristics at T_A = 25 °C, unless otherwise specified

Parameter	Symbol	Conditions	Min.	Typical	Max.	Units
Reverse Stand-Off Voltage	V_{RWM}				6.3	V
Reverse Breakdown Voltage	V_{BR}	I_T=1mA	7.0		9.0	V
Reverse Leakage Current	I_R	V_{RWM}=6.3V, T=25℃			500	nA
Peak Pulse Current	I_{PP}	tp =8/20μs			28	A
Clamping Voltage	V_C	I_{PP}=1A, tp=8/20μs		7.5	8	V
Clamping Voltage	V_C	I_{PP}=28A, tp=8/20μs		11	12	V
Junction Capacitance	C_J	V_R = 0V, f = 1MHz		180	240	pF

Product parametric performance is indicated in the Electrical Characteristics for the listed test conditions, unless otherwise noted. Product performance may not be indicated by the Electrical Characteristics if operated under different conditions.
1. All parameters specified at T_A = 25°C unless otherwise noted.
2. These parameters are guaranteed by design and characterization.
3. Standard IEC 61000−4−2 with $C_{Discharge}$ = 150 pF, $R_{Discharge}$ = 330 Ω

Electrical Parameters at T_A = 25 °C, unless otherwise specified

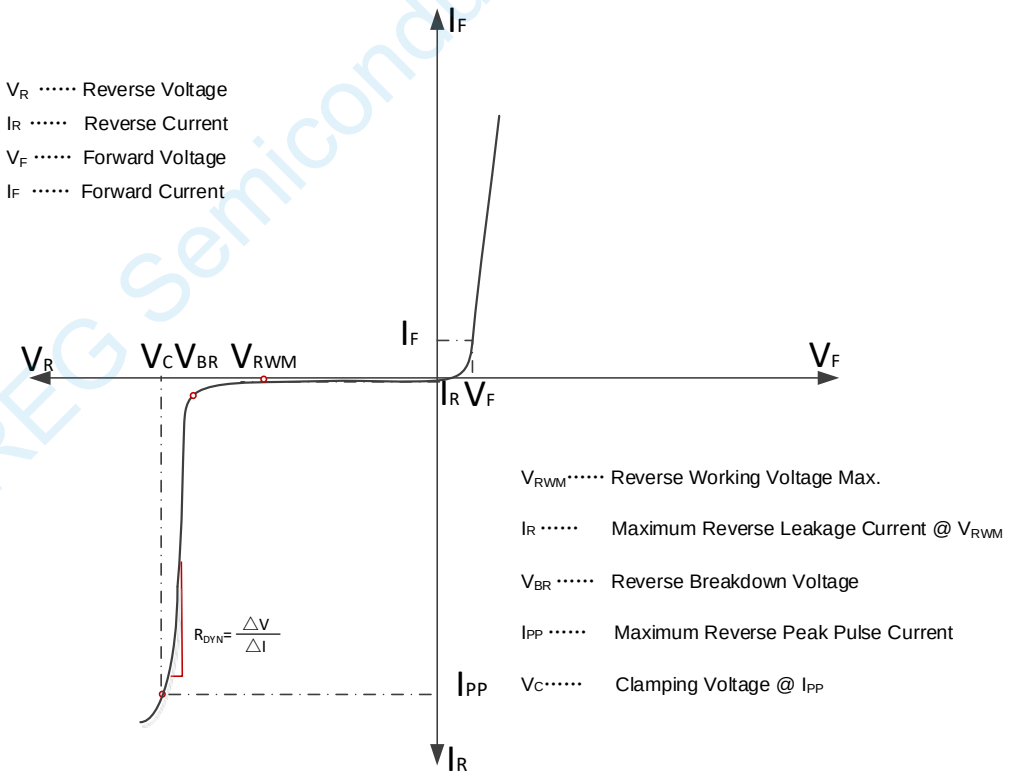

OVREG Semiconductor (xi'an) Co.,Ltd.

Typical Characteristics at T_A = 25 °C, unless otherwise specified

Peak Pulse Power vs. Pulse Time

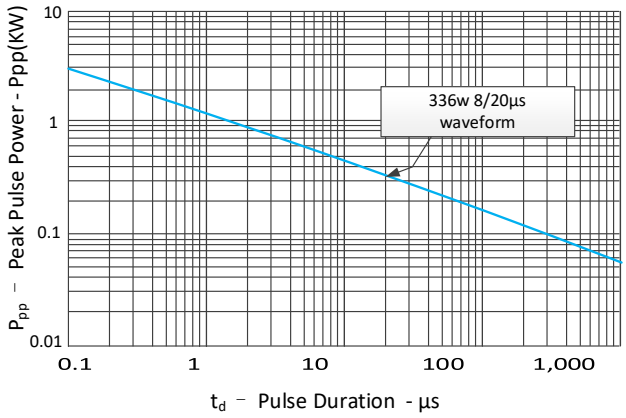

Power derating vs. Ambient temperature

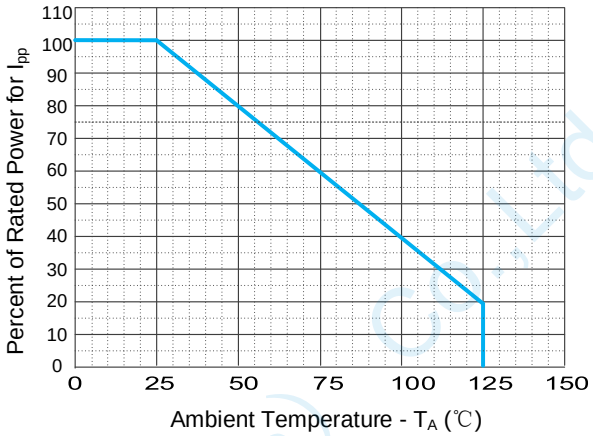

Forward Clamping Voltage vs. peak PulseCurrent

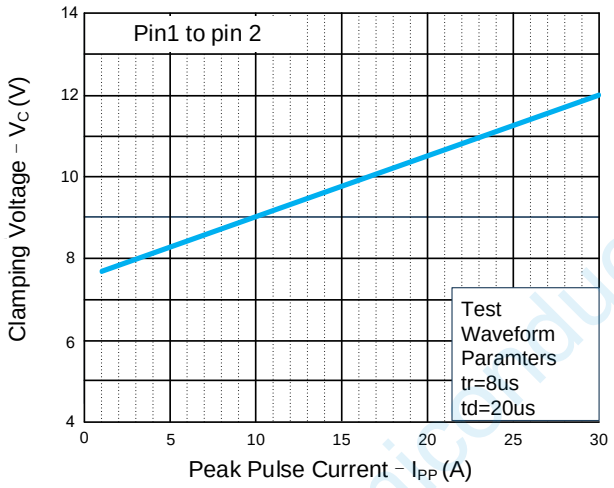

IEC61000-4-2 +8kV Pulse Waveform

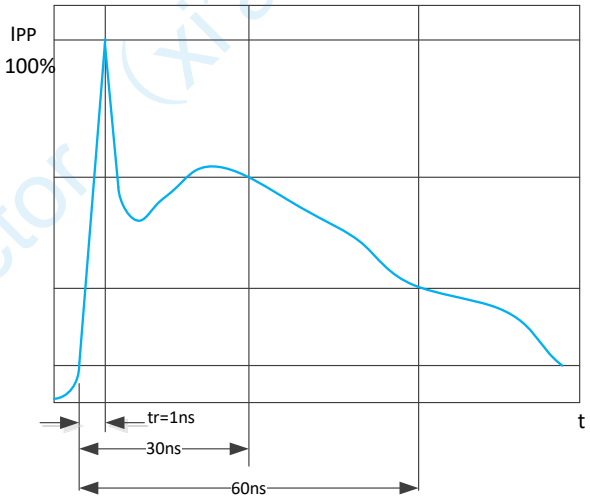

8/20uS Pulse Waveform

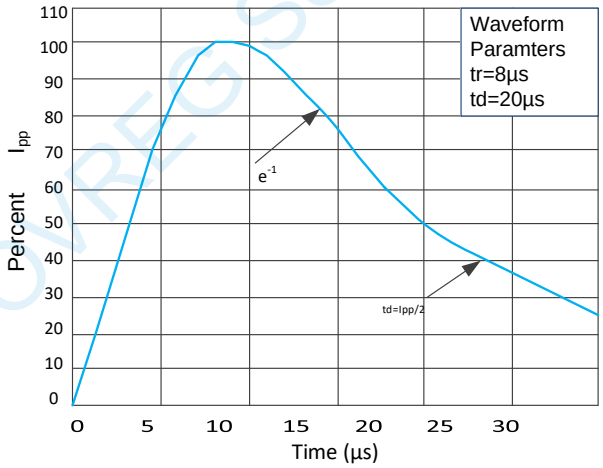

10%

OVREG Semiconductor (xi'an) Co.,Ltd.

Package Information

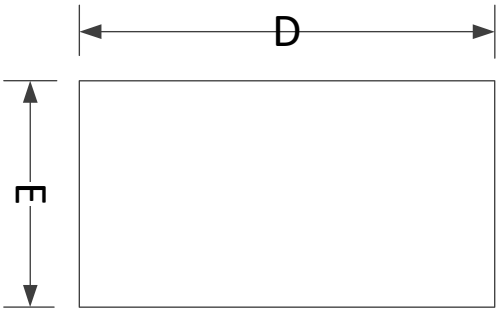

TOP VIEW

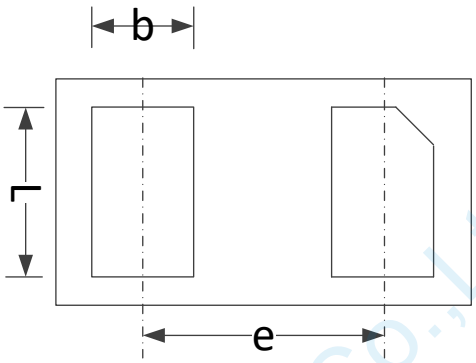

BOTTOM VIEW

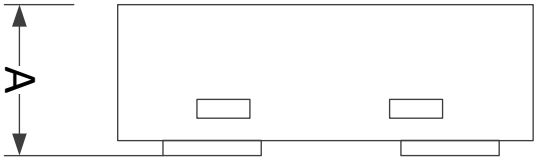

SIDE VIEW

COMMON DIMENSION (MM)			
PKG	DFN1006		
REF.	MIN.	NOM.	MAX.
A	0.43	-	0.53
b	0.20	0.25	0.30
L	0.45	0.50	0.55
e	0.65REF		
D	0.95	1.00	1.05
E	0.55	0.60	0.65

Recommend PCB Layout

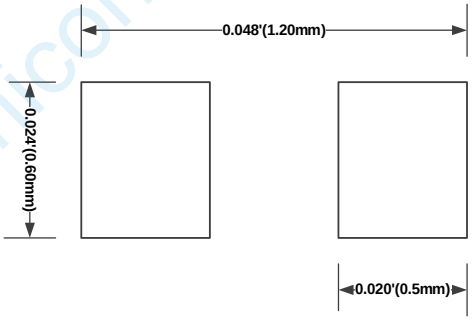

Notes: This PCB Layout Is For Reference Purposes Only

Marking



Ordering Information

Part number	Material	Type	Reel size	MOQ	MOQ/internal box	MOQ/carton
OVE20E32S1MG	GREEN	T/R	7 inch	12k/reel	10reel= 120k/box	4boxes=480k/carton

OVREG Semiconductor (Xi'an) Co.,Ltd.